

Numbers Upto One Thousand

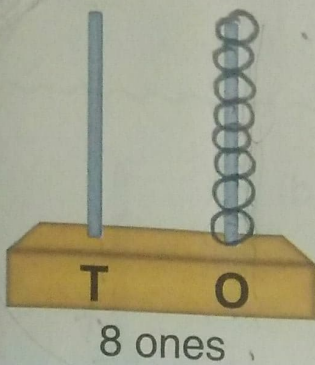


Worksheet-1

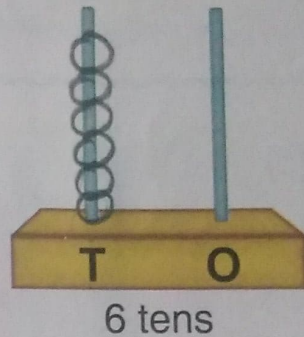
H.W

1. Draw the beads in the following to show :

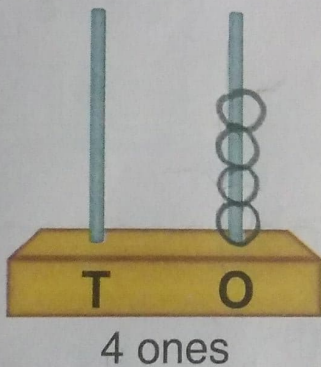
(a)



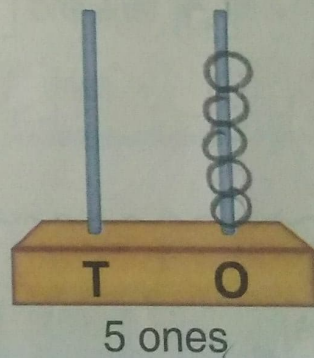
(b)



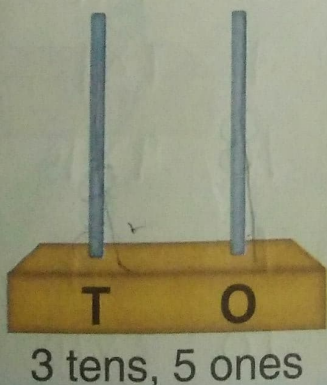
(c)



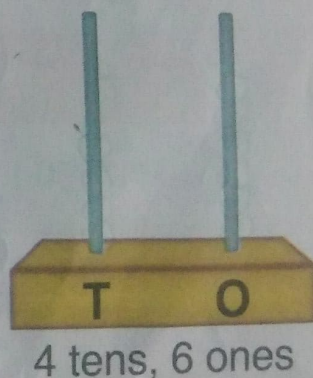
(d)



(e)



(f)

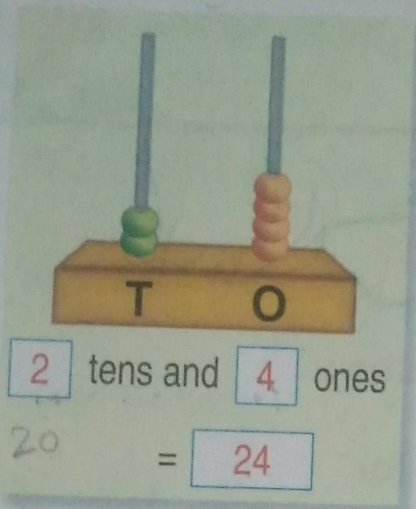


Worksheet-2

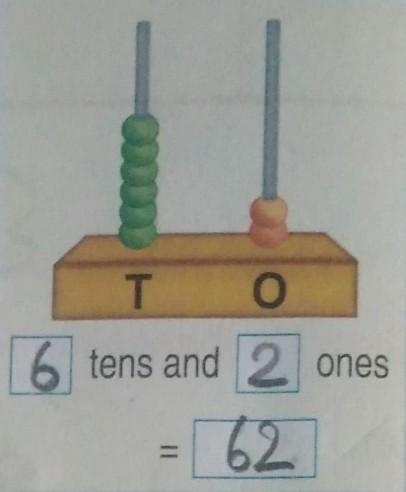
H.W

1. Count the beads and fill in the boxes :

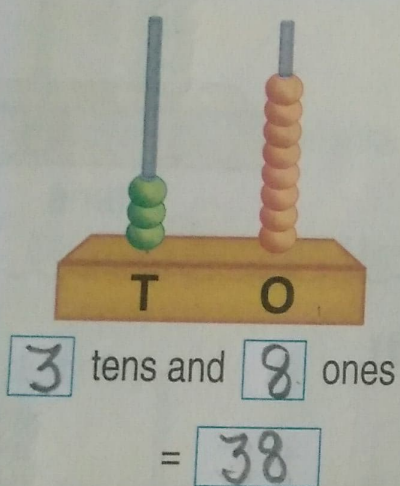
(a)



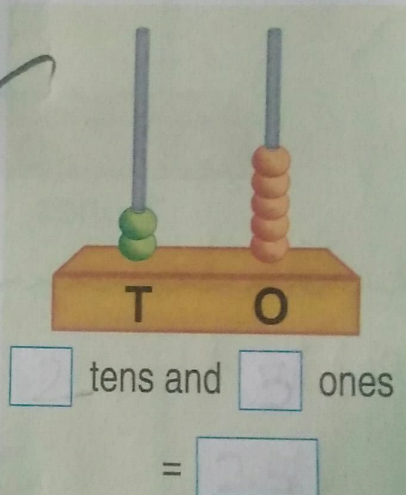
(b)



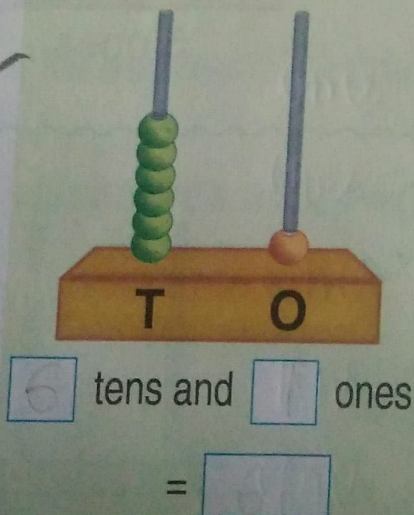
(c)



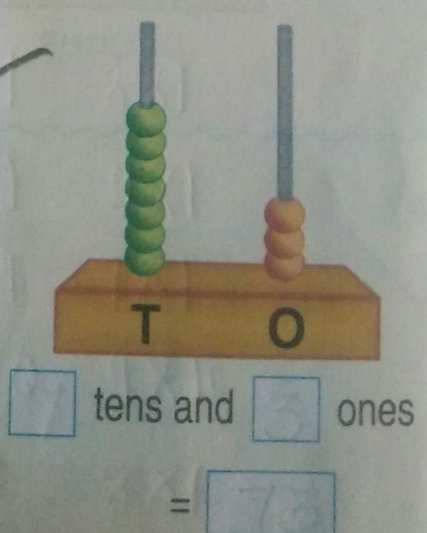
(d)



(e)



(f)



Worksheet-3

H.W

1. Count the beads and fill in the boxes :

(a)

4 hundreds 3 tens
5 ones = 435

(b)

1 hundreds 7 tens
5 ones = 175

(c)

4 hundreds 6 tens
6 ones = 466

(d)

9 hundreds 9 tens
8 ones = 998

2. Draw the beads in the following to show :

(a)

4 hundreds 9 tens
and 2 ones

(b)

2 hundreds
and 3 tens

(c)

6 hundreds 8 tens
and 2 ones

Teacher's Signature : _____

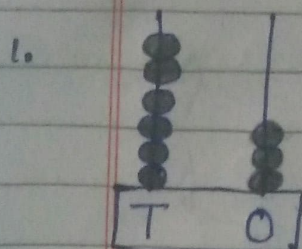
15/9/21

Sub = Mental Math
Ch = 1

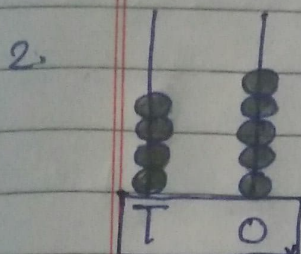
H.W

Numbers upto One Thousand


* Write the numbers shown on each abacus:



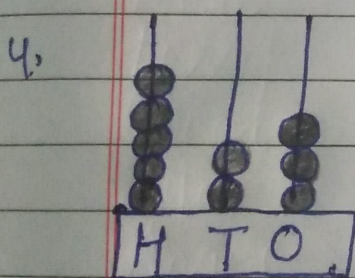
TO
figure = 63
Words = Sixty three



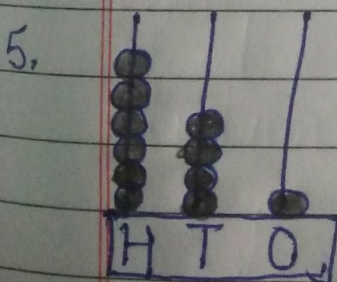
TO
figure = _____
Words = _____



TO
figure = _____
Words = _____



TO
figure = _____
Words = _____



TO
figure = _____
Words = _____